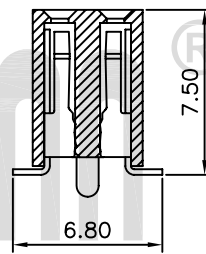
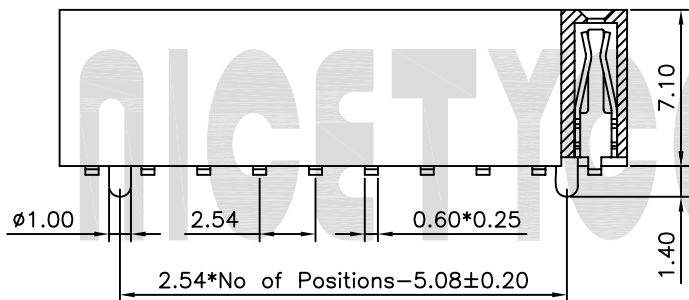
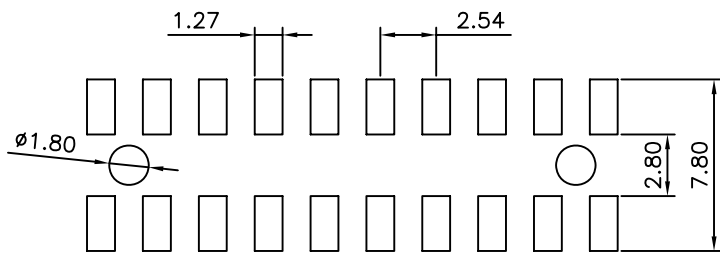


Without Peg



With Peg



P.C.B LAYOUT

REVISION DATA		
REV	DESCRIPTION	DATE
A0	NEW DRAWING	2011-06-21

Technical Data

Material:
 Contact Material: Phosphor Bronze
 Contact plating: Au or Sn Over 50µ" Ni
 Insulator Material: Black Polyester UL94V-0
 Standard: PA6T+30%G.F

Electrical:
 Current rating: 3.0Amps/contact max.
 Contact resistance: ≤20mΩ/contact
 Insulation resistance: ≥1000MΩ at V=100V
 Withstanding Voltage: 1000V AC/minute

Mechanical:
 Mechanical life cycle: min.200
 Operating temperature: -40°C to +105°C
 Soldering temperature: +255°C

PM	1	71	12	XXX	S	XX	C	X	U	068
P/N PM=Female Header	Pitch 1=2.54	H 71=7.1mm	Product Type 12= Single Housing Dual Rows	Pins 04~80P	Right Angle Type S=SMT	Surface Plating SN Tin100u" GF Gold Flash G1 Gold 1u" G2 Gold 2u" G3 Gold 3u" G4 Gold 5u" G5 Gold 8u" G6 Gold 10u" G7 Gold 15u" G8 Gold 30u"	Housing Material C=PA6T	Housing Type N=Normal W= With peg	Terminal Type U=U Type	Terminal PC/PW

nicetyconn® SHENZHEN CHUANG HUI CHENG TECHNOLOGY CO., LTD.
 Tel: +86-755-27164749 Http://www.nicetyconn.com

TOLERANCE	PROJECTON		TITLE:
ANGLE ±5°	DATE :	2011-06-21	PH 2.54 Female Header U Type SMT H 7.1 PW 6.8 Dual Rows
X.XXX ±0.10	DRAWN :		PART NO: PM17112XXXSXXCXU068
X.XX ±0.20	CHECKED :		DRAWING NO: PM17112SU024
X.X ±0.30	APPROVED :		REV: A0 UNIT: mm SCALE: 3:1 SIZE: A4
X. ±0.50			