

REVISION DATA		
REV	DESCRIPTION	DATE
A0	NEW DRAWING	2011-04-21

## Technical Data

Material:

Contact Material: Brass

Contact plating: Au or Sn Over 50μ" Ni

Insulator Material: Black Polyester UL94V-0

Standard: PBT/PA6T+30%G.F

Electrical:

Current rating: 2.0Amps/contact max.

Contact resistance: ≤20mΩ/contact

Insulation resistance: ≥1000MΩ at V=100V

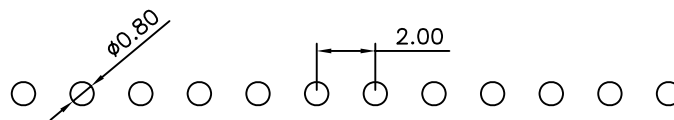
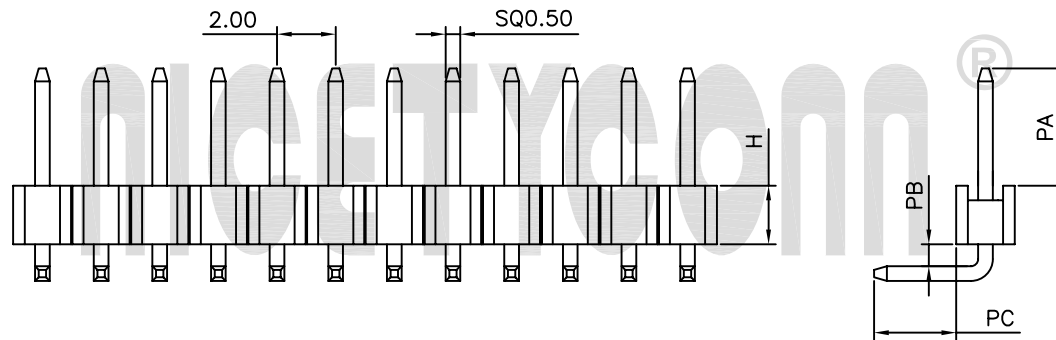
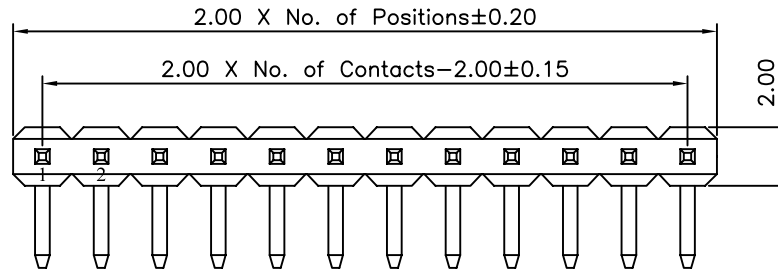
Withstanding Voltage: 1000V AC/minute

Mechanical:

Mechanical life cycle: min.200

Operating temperature: -40°C to +105°C

Soldering temperature: +255°C



P.C.B LAYOUT

Dimension antitheses list					
Item	L	PC	PA	PB	H
Standard					
Remarks					

PZ	2	XX	11	XXX	R	XX	X	N	N	XXX
P/N PZ=Pin Header	Pitch 2=2.00	H 10=1.00mm 15=1.50mm 20=2.00mm	Product Type 11=Angle Housing Single Row	Pins 01~40P	Right Angle Type R=90 Degree Right Angle	Surface Plating SN=Tin 120u" MT=Plated soft tin 6F=Gold Flash G1=Gold 1u" G2=Gold 2u" G3=Gold 3u" G4=Gold 5u" G5=Gold 8u" G6=Gold 10u" G7=Gold 15u" G8=Gold 30u" GA=Gold 1.5u" S0=Half gold Tin	Housing Material A=PBT B=PA46 C=PA6T D=PA66 E=PA9T F=LCP	Housing Type N=Normal	Cap N=No	length length = 1.0+PC+PB +H+PA

**nicetyconn**® SHENZHEN CHUANG HUI CHENG TECHNOLOGY CO., LTD.  
Tel: +86-755-27164749 Http: //www.nicetyconn.com

TOLERANCE	PROJECTON	TITLE:
ANGLE ±5°	DATE : 2011-04-21	PH 2.0 pin Header 90 Degree Single Row Single Housing
X.XXX ±0.10	DRAWN :	PART NO: PZ2XX11XXXXXXXNXXX
X.XX ±0.20	CHECKED :	DRAWING NO: PZ2XX11RXXX023
X.X ±0.30	APPROVED :	REV: A0 UNIT: mm SCALE: 4:1 SIZE: A4
X. ±0.50		